

Busan

Is Busan safe for solo female travelers?

Made by NomadHers with love

Nomad
Her

&

VISIT
BUSAN



Illustration by Sheryline

Index

Intro	4
1. NomadHer's Overall Rating	5
2. A Short Summary	6
3. Words you should know in Busan	7
4. Emergency Numbers	9
5. Do	10
6. Don't	13
7. Sightseeing Courses to Recommend to Solo Female Travelers	15
THEME I. For those who wish to jump into the big ocean and feel nature	16
1. Try to go surfing at Songjeong Beach	
2. Feel the true local vibe of Busan at Haeundae Beach	
3. See the sunset over Gu the Yacht at Gwangalli Beach	
THEME II. For those who wish to feel the youth local vibe	20
1. Feel the vibe of Busan Gamcheon Cultural Village	
2. Discover Yeongdo, the heaven of Busan's Local Creators	
3. Sneak Peek into the true local community of Busan through a local market	

THEME III. For those who wish to put a comma in their life and take a break 26

1. Pray at Haedong Yonggungsa Temple right next to the ocean and make a wish.
2. Take a walk at Dongbaekseom in the middle of the city
3. Grab a coffee at Huinnyeoul Culture Village at the end of the steep cliff with an ocean view
4. Listen to the sound and story of nature at Taejongdae surrounded by endless forest
5. Participate in a sunset yoga class at Busan Haeundae and Songjeong Beach

THEME IV. For those who wish to take an adventure and try different things 30

1. Take Haeundae Beach Train & Sky Capsule and have a look at different sides of Busan
2. Take Skyline Luge and enjoy the speed in a safe way.
3. Take Busan Air Cruise to feel that you are floating over the ocean

8. Where to eat 33

1. Grilled clams in Songjeong Beach
2. Street food in BIFF Square
3. Enjoy various foods in Bupyeong Kkangtong Night Market
4. Restaurants that vegetarians in Busan love.

9. Accommodation 41

Tips for accommodation

Recommendations on areas to stay

10. Transportation for solo female travelers 43

11. Disclaimer 49

12. More about NomadHer 49

INTRO

When traveling alone, you often feel like you have to solve everything on your own. At the same time, it is when you receive the most help from others. You learn along the way. 'I will help others too!' As you keep doing that your perspective gets wider.

At first, when you travel alone the only thing you can see is yourself. But as time passes you will find yourself focusing on others too and experience your heart getting bigger. Affection does exist in solo travel.

NomadHer always supports females' solo travel.
She can travel anywhere.



NomadHer's Overall Rating

How much does NomadHer recommend Busan for solo female travelers?

(😞 Bad, 😊 Fine, 🤩 Amazing)

Our score is: 🤩 Amazing

Busan is highly recommended for female solo travelers. With pleasure, we would give Busan three out of three stars. You are probably wondering why so let us tell you. Have you been to a city that is brighter at night?

Busan is a bustling place even late at night with people enjoying the night sea. Restaurants do not close until morning. Isn't that incredible? But more so, public transportation connects every part of the city. You can go anywhere at any time. Even going to the ocean and the mountains are quick and easy.

Busan is a city where you will be welcomed by the warm hospitality of the locals.

What if you get lost or have no clue about something while traveling? Do not hesitate and ask for help. Because Busan's warm climate attracts tourists all year long, the local people are used to meeting tourists all the time. Busan is a city where you will be welcomed by the warm hospitality of the locals.

A Short Summary

Are people living near the coast usually so kind? In Busan, you can count on the kindness of the people. As the only place in Korea where you can spend a warm winter, it is always lively with tourists. So people living in Busan are no stranger to the energy of the city full of tourists.

Are you lost while traveling alone? Don't worry! Ask anyone around you! People in Busan are more than willing to help! Can people be this kind? Absolutely! They know Busan's charm very well that visiting once is never enough.

Surprisingly, Busan is where city and local sensibilities meet. Would you believe it if you could enjoy the views of the ocean and mountains in between the tall skyscrapers? From water sports such as surfing, yacht, cruise to beautiful forests, there is never a dull moment. Busan has amazing local food that is part of many Koreans' food bucket lists. Let's travel to Busan together!

Words you should know in Busan

Busan has a unique dialect with a stronger accent than other regions. It is one of the reasons why K-dramas love to include Busan's dialect. The dialect can sound strange at first, but you will soon find yourself familiar with it. Try to keep some phrases in mind and use them in everyday conversations with your friends once you get back.

Isn't this the beauty of the Busan dialect? Your trip will be so much more fun if you know some phrases. They are really easy too, so wouldn't it be better to learn a few before the trip?

Mat-jae?

It is used to confirm once more that something is correct. For example, while giving a change of thousand-won you can say 'mat-jae?' to confirm that it is the correct amount.



Moe-ra-ka-no?

When a person is confused about what has been said to them, they say 'moe-ra-ka-no?'. If you ask for directions too quickly in English, you would probably hear this a lot. **'What are you saying?'** 'Moe-ra-ka-no?'



Ji-gi-nae!

This translates to 'Awesome', 'Amazing!'. For instance, if you are trying on different clothes at a shop, the worker can say 'Ji-gi-nae!' to express that the clothes look good on you.



Gae-ahn-ta! or Gae-ahn-na?

‘Gae-ahn-ta!’ means ‘I’m fine. Don’t worry!’, whereas **‘Gae-ahn-na?’** translates to **‘Are you okay?’** If someone says **‘Gae-ahn-na?’** to you whose face has turned red from eating spicy food, he or she is asking out of concern if you are fine.



Why-rano?

It is a dialect for ‘What is wrong with you/me?’ You can say ‘What’s wrong with you?’ ‘Why-rano?’ to a child nagging you to buy them a toy. Or you can say ‘What’s wrong with me?’ ‘Why-rano?’ to yourself when you forget your phone at home. It can be used in many ways.



Oi-so!

It means ‘Come here!’ At local markets, you will hear this the most. When you hear ‘Oi-so!’ at markets, remember that the merchants are saying ‘Come here and take a look.’



4

Emergency Numbers

As a female, what troubles you the most while traveling alone in a city that you have never been to is your safety. We probably have all experienced saving emergency numbers on our phones and having a separate note with all the numbers in case of losing the phone.

It is also a good tip to prepare a physical copy of your passport for a quicker process at the embassy when you lose your passport. Especially when you travel solo, we highly recommend having emergency numbers right at your fingertips for that country or city. We have compiled emergency numbers in Busan for you.

1330

Korea Tourism Organization's Tourist Information Service

If you urgently need help or service in a foreign language while traveling in Busan, try making a call to 1330 operated by the Korea Tourism Organization. It is available 24 hours and provides a translation service. You can use it at a restaurant or in a taxi when you need a translation service. You can also use it if you get lost or encounter an unexpected situation.

1336

24-hours Female Emergency Call 1366

During your travel, if you experience any sexual harassment you can use the Female Emergency Call. To protect female rights, it operates 24 hours and provides service in foreign languages. Associated with Professional Consultation Service, Medical Institution, and Law Institute, you are able to receive support any time.

112

Busan Police Station 112 / Your Country's Embassy Contact Number

If there is any case of personal danger, call the police station. We also recommend learning your country's embassy emergency contact number in advance.

5

Do

Have you ever felt clueless after you had arrived, having thought to yourself that you were very prepared while planning and researching your trip? Either making new friends or going to new places, it is essential to break the fear of something new.

So, we are introducing you to the Dos and Don't in Busan to make sure that Busan doesn't feel totally strange to you. Feel free to skim through them on your train or plane to Busan!

It is okay to feel warmth in Busan's dialect.

You can be very surprised when you hear Busan's dialect for the first time. Its strong accent can make you think 'Is that person mad at me?' or 'Are those people fighting?'

Don't worry. We guarantee you that in less than a day, you will find yourself already used to the dialect. As much as the dialect's strong accent, you will fall in love with the peoples' enthusiastic personalities.

It is safe to walk alone at night and appreciate the view of the Gwangan Bridge.



You have never walked in the streets alone at night while traveling? Then ready to be surprised. **Busan is brighter at night.**

The night view of Busan is very beautiful. In particular, the lights of the Gwangan Bridge are on from sundown to 24:00 from Sunday-Thursday and until 2:00 from Friday-Saturday although they vary seasonally. The laser show happens three times a day (20:30, 21:30, 22:30) for about 10 minutes.

Even late at night, many people come out to the beach to watch the colorful lights on the Gwangan Bridge. Busan is a safe city where females can walk alone at night.

It is okay to bargain at the Jagalchi Market and enjoy fresh seafood.

If you like fresh-caught fish, try visiting the Jagalchi Market. Known as the “sanctuary” of Busan’s seafood, Jagalchi Market is a 5-minutes walk from Exit 10 of the Jagalchi Station. Seafood is sold on the first floor. On the second floor, there are restaurants that provide tables and side dishes to go with the seafood that you bought.

To enjoy various kinds of seafood, it is a good idea to go together with many people. You can find other people to go with you on NomadHer! With 40000 won to 50000 won for two people, you will have a very filling meal.

Walk along the Busan Galmaetgil Road by yourself.

Galmaetgil Road is Busan’s walking course that is connected to the Haedong Yonggungsa Temple. If you need meditation or some alone time this course is an amazing fit for you. When you travel in a city, the liveliness of the city can energize you. But you might also want to escape to nature and spend some quiet time alone to reflect upon yourself.

In Busan, you don’t have to go out of the city because there are many coastal walks along the beach. The most popular tracking course which takes about three hours and is 10km long is one of the Galmaetgil courses. It starts from the Moontan Road and passes the Songjeong Beach to the Haedong Yonggungsa Temple. You will meet many people walking along this course. Although you are alone, you can feel like you are walking together with them.

When getting on a bus, ask the bus driver if the bus is going to your destination!

One of the difficulties during solo traveling is that you have to find directions to an unfamiliar place and travel by yourself.

When the city itself is strange, finding the right way can be so overwhelming.

When you are trying to get on a bus but unsure whether the bus is stopping at your destination, ask the bus driver! The bus driver will not only tell you kindly but also notify you when the bus is near the destination.

Do not give up on finding your belongings that you forgot at a cafe or a shop.

CCTV is in every street and every shop in Korea. The same goes for Busan. You will be surprised at how casually people hang out at night. At a cafe, you will often see people just leave their laptops and go to the restroom. **Be ready for another surprise.**

Koreans do not take anything that is not theirs!

When you travel to a new place alone, there are so many things to carry around that you sometimes forget your belongings at a cafe or shop. 'Since many hours have passed, I bet someone already took mine.' Don't be so discouraged. The owner of the shop or other customers who find them will hand them over to the shop to keep them. **Remember that you can expect peoples' kindness in Busan!**

Do not panic when your phone doesn't have a battery.

Did you forget to charge your phone last night by falling asleep while going through your photos? Don't worry. Many cafes in Busan have outlets and they even provide charging service for customers who forget to bring their own chargers. When you order your coffee, **it is totally fine to ask the worker if you could borrow a charger!**

The heaven of free WiFi

Busan offers free WiFi in main tourist attractions, subways, and public places. The Internet speed is extremely fast. At cafes and restaurants, they always have free WiFi, so you can ask for the WiFi name and password when you order.

6

Don't

When planning for your trip, group places that are close to one another.

When you look at the map of Busan, the land is long vertically. Although the distance may look short on the map, in reality, it can be pretty far. If it takes 30 minutes to get somewhere, a round-trip will take more than an hour. The travel time might become longer than you think. It is important to take the travel distance into account more than anywhere else.

Be prepared to swim even during the winter.

Every single year, in front of the beach during the winter in Busan there is a special event. It is called the Polar Bear Swimming event.

What if over 5,000 people go and dive into the ocean and swim?

At this swimming festival, the person who swims 80m first in a cold ocean wins the race. So don't think that people in Busan only swim during the summer. Well, there are so many things to look around even at a winter beach!

It is better to go earlier to famous tourist spots or to enjoy activities even during weekdays.

Busan is crowded 365 days with tourists. It is better to arrive earlier for famous tourist spots to save your time.

For example, for a city tour bus, there is a limited number of passengers who can take the bus and it is better to arrive 30 to 40 minutes earlier at the city tour bus station. In the case of Haeundae Beach Train & Sky Capsule(Haeundae Blueline Park), it is better to go earlier if you wish to have an ocean view even with a reservation.

It's better to take public transportation.

Busan is a metropolitan city and you can go everywhere with public transportation.

Even Korean people do not bring their own car when they go and travel to Busan. Because they do not have to.

It is super handy, fast and you can grab a public bus or metro every single 8 to 15 minutes. It's more complicated to find a parking spot with a car. In Busan, taking public transportation will save your time than bringing your own car.

Do not eat food on public transportation.

Yes, sipping a cup of coffee with freshly baked bread, on the other hand, that's the joy of walking around in a new city.

However, it is not appropriate to take a sip of coffee or eat food on public transportation. For years, it has been a huge problem to take food out of sanitation issues in public transportation.

7

Sightseeing courses to recommend to Solo Female Travelers

Solo traveling is the best way to listen to our inner voice and realize that there are many sentiments and feelings that we didn't notice in our daily life easily. In our daily busy life, we rarely get chances to figure out what we really want and who we are and **while traveling solo, we discover different parts of ourselves.**

While traveling by ourselves in different corners of Busan, every single day will be a new adventure. Sometimes you might feel like just chill out, on other days you might feel like talking to local people and also meeting new people. Your feelings will be different from today. **This is a guide for those who wish to try new things with different themes for solo female travelers when they travel to Busan in South Korea.**

오늘, 드넓은 푸른 바다를 온몸으로 느끼고 싶은 당신에게

FOR THOSE WHO WISH TO JUMP INTO THE BIG OCEAN AND FEEL NATURE


1 Try to go surfing at Songjeong Beach

If there is a city where you can feel sunshine with a breeze touching you and waves are leading you to jump in, what would you like to do? Don't you want to just dive into the ocean? Well, then you are in the right place.

Songjeong Beach is the surfing spot if you get chances to travel to Busan.

Don't worry even though you have never tried surfing yet. You do not have to worry because you have never tried surfing and do not have to be nervous. What if it is your first time going surfing? You can go and try to take surfing courses at surfing shops around the beach. It feels so liberating to go surfing and dive into the water while seeing the sunset.

You can learn everything starting from A to Z when it comes to surfing at Songjeong Beach.



© Surfing (by Surfhollic)

Q. Where can we try to go surfing?

There are two exemplary surfing shops at Songjeong Beach.



- **Surf Holic**

This is open for everyone starting from the elementary level to professionals and different levels of surfers can take courses. They also offer accommodation and some other options.

Price: 65,000 won per 1 class (Including Suits, Board Rental Fee)

Opening Hours: Everyday 06:00~21:00

How to get there? : Busan Metro Exit 2 of the Line Donghae and take a walk around 15 min to Songjeong Beach

Instagram: @surfholi_kr



© Surfing (by Surfholi)

- **Songjeong Surfing School**

Starting from entry-level to professionals, different levels of surfers can take classes

Price: 65,000 KRW per class (Including Suit & Board Rental Fee)

Opening Hours: Everyday 06:00~20:00

How to get there? : 15min from Busan Donghae Metro Line Exit 2

Instagram: @sjscsurf

2 Feel the true local vibe of Busan at Haeundae Beach

Haeundae beach might be the most popular spot for summer vacation.

If you get a chance to go and walk around Haeundae beach, you will easily see why **Haeundae beach is the symbol for summer vacation for South Koreans**. Also, there are many activities that you can try in Haeundae Beach. Just within 5 min walk, you can grab and eat fresh seafood and also can go to the traditional market of South Korea.

Don't miss the chances to see two differences faces of Haeundae beach



After Sunset, **there are endless lights across the border and it makes the atmosphere so romantic.**

Well, you might wonder whether it is safe to walk around 2 am in Haeundae Beach. You can wonder whether it might be quite dangerous for a solo female traveler. Not at all! Haeundae Beach would be full of travelers and locals who wish to get some breeze from the ocean.

You will feel the dynamics of the travelers and locals who are standing outside of the beach. **You do not have to feel lonely even though you travel solo as the vibe of the Haeundae beach is so dynamic and always full of people.** Don't miss this chance to see two different faces of the Haeundae beach and you can go and grab morning coffee in front of the beach in the morning and see endless lighting and buzzing streets at night.

3 See the sunset over the Yacht at Gwangalli Beach

You can easily see the Yachts at the seaside of Busan and can observe a Yacht tour easily in any part of Busan. **Especially, yacht tour around sunset time is especially popular as you can see the ocean full of red and mysterious colors.** Well, taking a Yacht in Busan is such an affordable option!

Most of the Yacht tours will have a tour around Gwangalli Beach and the price might be slightly different depending on the size of the Yacht but starts from around 20,000 KRW to 40,000 KRW. Don't worry about taking a Yacht by yourself as the staff on the Yacht are so friendly and also you can get chances to talk to other people on the Yacht. Feel free to listen to the music on the Yacht and the time flies as you would feel that 1 hour is quite short.

Q. Where can I book a Yacht Tour?

There are many different Yacht programs in Busan. Most of them have an almost similar price range and programs and feel free to choose what you prefer.

- **요트탈래 (Let me Yacht)**

The Yacht tour starts from Busan The Bay 101 and is for 60 minutes. You will get a chance to have a tour around the Gwangan Bridge. Don't forget to bring your ID for the ID verification check.

Price: Morning Time 20,000 KRW / Sunset Time 40,000 KRW / Evening 30,000

Opening Hours: Every Day 09:00~22:00

How to get there? : Busan Metro Line Dongbaek Station Exit 2, 10min walk

Instagram: @yachttale



© Yacht tour photos (by Let me Yacht)

- **Yacht Holic**

The Yacht tour lasts for 60 minutes starting from Busan Yachting Center for 60 minutes. You can get a great view over Gwangan Bridge with a Yacht Tour for 60 minutes. Don't forget to bring your ID for the onboarding process.

Price: Morning Hour 30,000 KRW / Evening Hour 35,000 KRW

Opening Hours: Everyday 11:00~23:00

How to get there? : Busan Metro Station Line 2 Dongbaek Exit 3, 10 min walk

Instagram: @yachtholic



오늘, 부산 속의 진한 로컬감성을 느끼고 싶은 당신에 FOR THOSE WHO WISH TO FEEL THE YOUTH LOCAL VIBE

1 Feel the vibe of Busan Gamcheon Cultural Village

Have you ever seen the diverse and endless colors of the houses when you search for Busan Traveling? Yes, That is **Gamcheon Cultural Village which is also called the Machu Picchu of South Korea**. It first started as Busan's cultural art project and tried to create the space for artists within Busan, and now Gamcheon Cultural Village is reborn as the artistic space with the collaboration with local residents and artists. You can get a chance to see so much graffiti on the wall in different corners of the town.



How to enjoy Gamcheon Cultural Village?

You can get a stamp tour map with 2,000 KRW and will get chances to walk around different spots of the town based on the map including observatories, art galleries, etc.

Working Hours: It is not recommended to visit the Gamcheon Cultural Village during late hours as there are currently local residents living in the village. All the facilities are open from 9 am to 6 pm and open until 5 pm during the wintertime

How to get there? : Grab the metro line 1 at Toseong Station exit 6 and take the local bus Saha 1-1, SeoGu 2, SeoGu 2-1 and get off at Gamcheon Cultural Village. There are quite many hills and it is better to bring sneakers and a bottle of water!



2 Discover Yeongdo, the heaven of Busan's Local Creators

you can feel the vibe of the youth, then you must definitely visit Yeongdo.

Starting from the western part of the Yeongdo, **Currently, Yeongdo is one of the hottest spots in Busan where all creative young local creators gather together and work.**

They are working on brewing the traditional alcohol, brewing the beer, and trying to revitalize the old swimming pool into a complex cultural space. Busan is making Yeongdo an attractive space where South Korean youth gather and solve the local problems and bring new value to the community.

If you wish to visit the cultural district where you can feel the vibe of the youth, then you must definitely visit Yeongdo.

The places below are within 5 minutes of walking distance. Shall we visit together?

- **Complex Cultural Space with local masters and artists, AREA6**

It is a complex cultural center where there are artisans and artists who have been living in Yeongdo for a long time. It opened in 2021 and currently, around 10 shops and business owners are incubated at AREA 6. There are shops such as traditional alcohol breweries, tea coffee shops where you can try **Korean traditional tea, arts and goods shops where you can see the artists' artworks in posters and postcards, leather factories, and also Korean traditional souvenirs shops.** I strongly recommend you to go and visit if you wish to see all the artworks made by local creators.



Opening Hours: Everyday 11:00 am ~ 19:00 pm (Every Monday is a day off)

How to get there? : We recommend you take a bus as there isn't any metro station near here. There might be several bus recommendation options.

Instagram: @area6.yeongdo

© AREA6 (Cultural Space)

- **Coffee shop transformed from an old swimming pool, GEMSTONE**

The place has been transformed from an old swimming pool into a trendy coffee shop and a cultural center. There is interesting furniture and artwork in every single corner of the coffee shop. Isn't it so interesting that the old swimming pool has transformed into a coffee shop? There are many spots where you can take trendy photos in different spots of the coffee shop. For those who wish to experience a unique coffee shop experience, it is recommended to visit GEMSTONE.

Opening Hours: Everyday 11:00 am ~ 22:00 pm

How to get here? : Strongly recommend taking a bus as there isn't any metro station near the cafe. On the Kakao Map Application, there will be some bus recommendations to get to the coffee shop.

Instagram: @gemstone_official_



© Samjin Fish Shop

- **Samjin Fish Shop where 3 generations have been making a fish cake in Busan**

Fish Cake is one of the most common side dishes and staple food in South Korean meal culture where they fry fish with flour. Busan is famous for fish cake where they have a comparatively high portion of fish for fish cake. Yeongdo's Samjin Fish Cake is one of the most popular fish cake brands and you get chances to eat different kinds of fish cake flavor including Kimchi fish cake, Pepper fish cake, lotus root fish cake, and French Fries fish cake, etc. Are you hungry during your solo traveling to Busan? Then directly go to the Samjin Fish Cake store and try Korean Fish Cake!

Opening Hours: Everyday 09:00 ~ 18:00

How to get here? : Take a bus instead of a metro station. You can search for Samjin Fish Cake Shop on the Kakao map for different options.

Instagram: @samjinamook

3

Sneak Peek into the true local community of Busan through a local market

Gukje Market - Kkangtong Market - Bosu Book Market are all within 5 minutes of walking distance. Why don't you try to have a look at all?

- **Find everything here, Gukje Market**

You cannot dismiss the joy of having a look around the local market.

If you ever get a chance to visit the Gukje market, you will be surprised to see the huge dimension of the market and also endless curations of the beautiful products. This is the largest local market in Busan, and you will find everything here starting from clothes, accessories, lighting, furniture, bags, Korean traditional clothes called Hanbok, snacks, and everything here. **Especially, if you are someone interested in fashion, interior design then these would be the best attraction sites for you.**

The time goes so fast at Gukje market and why don't you just walk around in the market and have a conversation in Saturi (Busan local language) and talk to local vendors?

Opening Hours: 09:00 - 20:00, Closed every first and the 3rd of the Sunday

How to get here?: Take a metro line 1 and get off at Jagalchi Station



- **Heaven of the delicious food, Kkangtong Market**

Kkangtong market is always more crowded during the evening than during the days. Why? Because there is a delicious night food market opening here. There are so many delicious foods here at Kkangtong market and there are street shops opening every night which literally makes you so hungry.

If you are not sure what to eat first? Then why don't you go and check the food lists recommended by NomadHer for solo female travelers? It is preferable to bring the cash to pay at local shops and you can get chances to try Seed Hotteok, Tteokbokki, Bibim Noodle and different kinds of food. If you ever want to try the street food of Busan? Then we recommend you stop by the Kkangtong market.

Opening Hours:

- **Kkangtong market** opening hours 08:00- 20:00
- **Night Market** opening hours: 19:30 - 23:30
- **Open 365 days**

How to get here? : Take a metro line 1 and get off at the Jagalchi Station ext 7



- **Bosu Book Store, where you will read old books**

If you are one of those who stop by the local book store whenever you go traveling, and you love reading books, then this might be heaven for you. There are many old and vintage books that would make you feel like taking a time machine and going back to the past.

Why don't you order a small coffee or tea with music coming from an LP?

Opening Hours: We recommend that you go around the afternoon time as it closes doors around the evening hours.

How to get here? Take a metro line 1 and get off at Jagalchi station exit 7

오늘, 여행 중 힐링과 같은 쉼이 필요한 당신에게

FOR THOSE WHO WISH TO PUT A COMMA IN THEIR LIFE AND TAKE A BREAK

If you travel around in a new city, you might get easily tired as you want to go and observe so many attraction sites at once.

It's normal that you would feel like you did not enjoy the sites enough and feel like you have wasted traveling experience. **Traveling Solo is an essential experience to look back on who we are and get out from a busy and hectic life.**

Why don't you travel to escape from the hectic and busy daily life?
Why don't you give "commas" in your daily life and take care of yourself?

1

Pray at Haedong Yonggungsa Temple right next to the ocean and make a wish



Temple was built where monks gather and study and pray for Buddha so most of the temples are situated in the deep mountain. However, interestingly, Haedong Yonggungsa Temple was built just right across the Donghae ocean and the place attracts many visitors.

You would feel so much Zen and peace in the mind.

You feel so peaceful by listening to the sound of the wood. The place says that if you make a wish with your true 100% will then the wish can come true. What kind of wish do you wish to make at Haedong Yonggungsa temple?

Opening Hours: 5:00 am - before midnight

Price: Free Entry

How to get here? Take a metro Line 2 and get off at Haeundae Station and take a bus Line 181

2 Take a walk at Dongbaekseom in the middle of the city

Come to Dongbaekseom if you wish to have a look over Haeundae Beach if you do not wish to go further. It takes around 1 hour in total and you will have an endless view of the ocean and a walking road full of Dongbaek Island. When you take a walk around 10 minutes, you will see a road surrounded by pine trees and camellia trees.

You deserved to be loved and this course is definitely a gift for yourself.

You will listen to the sound of waves and seagulls on the way and enjoy the moment of concentrating on yourself and get relaxed. At the end of the walk, there is a lighthouse and APEC house, the place where they organized an Asia-Pacific Economic Cooperation conference. Do not miss out on the chance of seeing endless lights near The Bay 101. You deserved to be loved and this course is definitely a gift for yourself.



Opening Hours: 24 Hours

APEC house: Free Entry, 09:00 - 17:00 (Holidays every Monday)

How to get here? : Take a metro line 2 at Dongbaek Station Exit 1 and 10 min walk

3

Grab a coffee at Huinnyeoul Culture Village at the end of the steep cliff with an ocean view

| This is the best spot to just chill out with a sip of coffee.

Do you agree that wherever you go a cup of coffee or tea makes our day so peaceful? **Huinnyeoul Culture Village has been a film scene background for various South Korean films.** Houses in white color remind you of Greece's Santorini village.

Gamcheon Cultural Village consists of houses in different colors, Huinnyeoul Culture Village is just right next to the ocean. All across the road, there are various coffee shops and this is the best spot to just chill out with a sip of coffee.

Just below the hill, there is a long pathway where you can take a walk. This course takes around 3 hours and it's better to bring your sneakers. There is a small shop where you can have Korean Ramyeon with an ocean view and why don't you try Ramyeon?



Opening Hours: Various depending on the coffee shops but it is better not to go too late as there are local residents

How to get here? Take metro line 1 and get off at Nampo Station. From Exit 6, take a bus 6, 9, 82, 508

4

Listen to the sound and story of nature at Taejongdae surrounded by endless forest

| Every year people from Busan visit this place.

Taejongdae is on the top of a high cliff where you have the emerald blue ocean view surrounded with pine trees.

There is an option where you can walk, or take a small train called Danubi and stop by the observatory, lighthouse, and Taejongdae. You can always get off the train and get on to Danubi train. **If you go in a very late afternoon, don't forget to have a sunset over Taejongdae. Especially try to stop by Yeongdo lighthouse where you will get an ocean view while walking down the floor.** In total, it takes 3 hours. Even though you take a train, it is better to take comfortable shoes.

Opening Hours: 05:00 - 24:00, Free Entry

How to get here? : Take a line 1 metro to Nampo Station and take a bus 8, 30, 66, 88

Taejongdae entry Danubi train: 3,000 KRW for adults

5

Participate in a sunset yoga class at Busan Haeundae and Songjeong Beach

| You can sit on the ocean with a breeze and try to find peace in your inner life.

From spring to fall, near Haeundae and Songjeong Beach, there are different Beach Yoga, Sunset Yoga classes. There are seasonal classes and it is better to ask NomadHers on the NomadHer app as the information on the internet might not be correct. NomadHers living in Busan will be more than welcome to answer you with kindness. You can sit on the ocean with a breeze and try to find peace in your inner life.

오늘, 기분전환을 하고 싶은 당신에게 FOR THOSE WHO WISH TO TAKE AN ADVENTURE AND TRY DIFFERENT THINGS

Sometimes we wish to try something exciting and adventurous.
There are interesting outdoor activities in Busan and why don't you give it a try?

1

Take Haeundae Beach Train & Sky Capsule and have a look at different sides of Busan



Haeundae Beach Train & Sky Capsule(Haeundae Blueline Park) was made based on an old train road and you can take a Beach train and Sky Capsule.

Enjoying the view of the ocean from the Beach train will be a whole different experience.

Keep in mind that you can always get off at any travel stop and get back on the train which goes from Mipo to Songjeong if you buy a free pass ticket. It is recommended to make a reservation in advance as it is very touristic and always full of people waiting for the train.

Price: Different depending on Beach Train & Sky Capsule. Check the website.

Opening Hours: Different depending on the season and check before going

How to get here? Take metro line 2 and get off at Jungdong station. 15min Walking Distance.

Where to book? : <https://www.bluelinepark.com/booking.do>

2

Take Skyline Luge and enjoy the speed in a safe way.

It's a special activity where you will take the luge from the hill and roll down the hill.

You take a lift through a curvy way. It's pretty easy to drive with 4 different courses. During the weekdays, only 2 courses are available and all 4 courses are available during the weekend. It is situated right across the Haedong Yonggungsa temple and you can try it on the way to the temple.



Price: 22,000 KRW for twice

Opening Hours: Weekdays 10:00 - 18:00, Weekends 10:00 - 19:00

How to get here? Take a bus 1003 or 1001 and make a transfer to Haedong Yonggungsa Temple with a bus 181

How to book? : <https://www.skylineluge.kr/busan/>

3

Take Busan Air Cruise to feel that you are floating over the ocean

Busan Air Cruise(Songdo Marine Cable Car) is a unique experience with glass-bottom cars for views of the surrounding sea & mountains. It ranges over 1.62 km, starting from Song-rim park from the eastern side of Busan to the western side An-Nam Park. You will feel like you are flying over the ocean and will see an endless blue ocean with a view of the whole Busan City. It is another charm to see Busan City from the top of the sky.



Price: 15,000 KRW to 20,000 KRW for a round trip

Opening Hours: 09:00 - 20:00

How to get there? Take a metro line 1 and get off at Jagalchi Station and take a bus 6, 26, 30, 71, 96, 96-1 and make a transfer

How to book: <http://busanaircruise.co.kr/main/main.html>

Where to eat

Eating local food is one of the pleasures of travel. As solo travelers, we can decide whatever we want to eat. But at the same time, it is not easy to think and choose different food every day.

So, here is what we recommend for you if you get a chance to visit Busan. These are popular local foods in Busan, so you can easily find them wherever you go.

1 Grilled clams in Songjeong Beach

| **Wherever you go, you can find a restaurant easily.**

Busan is surrounded by the east sea of Korea, so you can enjoy fresh seafood at a reasonable price. Songjeong Beach is especially well known in the area for fresh grilled clams. With butter and cheese on clams together, you can't stop your chopstick.

Price is usually about 4~50,000 KRW.

So how about finding a companion through the NomadHer community? Lots of people who love to travel are waiting for you.



Busan International Film Festival(BIFF) is held for 10 days from Thursday in the first week of October. You can see the handprints of famous movie stars in BIFF Square.

| Don't miss to enjoy lots of street food in this square.

And there is one more important thing to try. Ssiat-hotteok, a sweet Korean pancake stuffed with lots of seeds, is must-eat food if you visit Busan. There are various foods like flat dumplings and fish cake which are good for snack time. Enjoy the street food in BIFF Square!



You can find lots of different foods in Bupyeong Kkangtong Night Market. It takes only 15 minutes to walk from BIFF Square. **The night market is held from 19:30-23:30 every night.** You can see many foods in the daytime. But, if you visit during the night time, you can see more kinds of street food that make you happy. Here are what we recommend to try.



- **Milmyeon**

Milmyeon is a cold noodle with a special sauce that you can taste three different flavors at the same time: sour, sweet, and spicy. And the broth is boiled for a long time with pork bones, various vegetables, and herbs together.

If you like the red sauce flavor without broth, it would be a good choice to try “Bibim Milmyeon”. If you like to try with thick broth, then we recommend having “Mul Milmyeon”. Fight the heat of a hot day with Milmyeon.

- **Dwaejigukbap**

There are many pork and rice soup restaurants in Busan that have been in tradition for decades. Many Koreans visit the city to eat this from other cities.

It's a soup in which pork bones are boiled for a long time. You eat it with rice along with pork meat in the soup. If you try it with salted shrimp or kimchi, it could be a perfect combination. You will get to know why this is comfort food to people in Busan.



- **Seafood Pajeon**

Jeon is a traditional Korean pancake. There are various kinds of Jeon depending on the ingredients. Busan's Seafood Pajeon is especially famous for its abundant seafood, such as squid, clams, and mussels. If you have a bite, you will be surprised by its crispy texture with fresh seafood and various vegetables. You can't stop eating until the plate is empty.



- **YubuJeongol**

It is a fried tofu hot pot that puts seasoned meat and Korean-style noodles called japchae together in a fried tofu bag and boils it in a fish cake soup. The soft taste of fish cake soup and fried tofu bag with these ingredients harmonize to create a savory taste.



- **Busan fish cake and Multteok**

Fish cake is a food made by mixing mashed fish and flour, and you can see this easily as one of the side dishes that Koreans eat every day. In particular, Busan fish cakes, which contain a lot of fresh fish, are popular enough to sell to all parts of the country. When you go around the local market, they sell fish cakes and long white rice cakes called Multteok together. Multteok, a chewy water rice cake that is boiled in fish cake soup, is a good combination to try with.



- **Nakji-bokkeum at Gaemijip which locals love**

A spicy stir-fried octopus called Nakji-bokkeum is everyone's favorite food in Busan.

You can order for only one person, so you don't need to worry about that. It is so delicious when you sprinkle sesame oil on seaweed and rice along with shrimp and octopus that are mixed with spicy sauce.

Gaemijip's stir-fried octopus restaurants are open all over Busan, so it's good to find out if there's a restaurant near where you go.

Are you looking for a vegetarian restaurant? Don't worry, you can fully enjoy vegan food in Busan. I'll tell you about the restaurants that vegetarians in Busan love.



1

To enjoy vegan food for everyone, restaurant Arp in Yeongdo

This place strives to make vegan food more accessible. They provide different dishes by hours. During the daytime, it runs as a brunch bar using various vegetables. At night, you can enjoy vegan burgers and bracken pasta.

Price: About 15,000 KRW per dish

Opening Hours: 12:00 - 21:00, closed on Thursday

How to get here: It takes about 20 minutes from the Nampo subway station. So we recommend you to use the Kakao map app to find a way to take a bus.

Instagram: @arp_kitchen



© Arp vegan restaurant

2

A famous vegan restaurant around Haeundae beach, Homebistro

Homebistro is the place where you can enjoy vegan food and bar at the same time. Many foreigners have visited here. You can eat hummus salad/sandwiches with chickpeas, fried mushroom with sweet and sour sauce, tacos, and basil pesto plates. (The menu can change slightly depending on the ingredients for the day.)

Price: About 15,000 KRW per dish

Opening Hours: Wed-Sat 18:00~23:00 (closed on Sun, Mon, Tue)

How to get here: It takes about 10 minutes from Haeundae subway station by walk.

Instagram: @homebistroandcafe



© Homebistro vegan restaurant

3 Cozy vegan restaurant around Gwangalli Beach, Loveurth

It is a place where you can feel like enjoying food in the neighborhood. There are sweet pumpkin cream pasta, basil pesto cream pasta, potato watercress salad, vegan butter curry, and so on. The menu changes seasonally, so please refer to Instagram before visiting.

Price: About 12,000KRW per dish

Opening Hours : 11:30-20:00 (breaktime 15:00-17:00)

How to get here: It takes about 10 minutes by walk from Gwangsan subway station Exit 3

Instagram: @love_urth



© Loveurth (vegan restaurant)

3 Enjoy various kinds of fresh salad bowls, FULL FULL

In this cafe, you can enjoy different kinds of salad bowls. For example, a Korean bowl using tofu, a Ricottalia bowl with ricotta cheese, fruits and nuts, and so on. If you miss fresh salad during the trip, this will be a perfect place for you.

Price: About 9,000 KRW per menu

Opening Hours: 11:30-22:00 (Break time 15:30-16:30)

How to get here: It takes about 5 min. by walk from Jeonpo subway station Exit 7

Instagram: @fullfull_salad

Accommodation

Choosing accommodation is as important as making a travel plan. A reliable and comfortable accommodation has a huge impact on our travel experience. Especially as female travelers, we are worried all the time. 'Will this accommodation be safe to stay overnight?' Before you make a reservation, please refer to NomadHer's tips on choosing safe accommodation in Busan.

1 Tips for accommodation

1. If the people who are choosing the guesthouse are mostly in their old age, then it is likely to be a pretty good accommodation. Old people have lots of experience, so they are very careful when choosing a place to stay. So it means that the guesthouse satisfies their needs by possibly having a comfortable bed, nice atmosphere, and guaranteed privacy. So if you find this kind of accommodation, it will be good to pay attention.

2. Safety and security issues are mostly influenced by how the host manages the accommodation. If the host is the type of person who drinks to the point of intoxication with guests, he or she would not be ready to handle a situation when some problems arise unexpectedly. When you find this kind of review, then It's a good idea to think again.

3. If you find an issue with cleanliness, it is better to find other places. The average price of a guesthouse in Busan is about 20,000-30,000 KRW. It is a good price and most of them have good room condition too. Keeping a room clean is the most basic part of running an accommodation. So if you find a place that has a cleanliness issue, it is highly doubtful they can manage their safety and security well.

4. Choose accommodation in the downtown area. While traveling, plans can change unexpectedly. Sometimes, we arrive at our guesthouse at night after hanging out. So we recommend choosing your stay in the middle of downtown where many people are around, restaurants are open until late at night and public transportation is convenient to use.

- **Haeundae subway station area**


Haeundae is the most popular district that people love to visit and stay in during their travels. There are many one-star hotels and it is always crowded with people enjoying the night sea. The Haeundae area is brighter at night than daytime because many restaurants open until late at night. So there are many guest houses to choose from.

- **Jagalchi subway station area**

Discover the lively and historical markets near Jagalchi subway station called “BIFF square”, “Gukje Market” and “Bupyeong Kkangtong Night Market”. This area is always crowded with people who go out to enjoy a midnight snack until late at night. If you love trying delicious local food, this district gives you an opportunity to discover the taste of Busan.

- **Seomyeon subway station area**

This is one of the most popular youth districts near universities where you can meet many young local people on the street. Seomyeon Underground Shopping Center is directly connected to the subway station. There are many shops that sell clothes, accessories and cosmetics and so on. If you love shopping, it will be a good place to stay and look around.



Transportation

When traveling alone, sometimes we feel that it's hard to make a plan from beginning to end on our own. But when you go on a trip to Busan, you will notice that there is no city like Busan that has well-organized public transportation. It is not complicated at all. So you don't need to be afraid of using it. NomadHer will become your guide. In this part, we will introduce you to how to go to Busan and how to use transportation when you are visiting tourist attractions during travel.

부산을 가는 방법 3가지 3 WAYS TO GO TO BUSAN

You can go to Busan by plane, train, or express bus. We will introduce them one by one.

1 If you visit Busan by plane

To go to Busan by plane, you should go to Gimhae International Airport, not Busan International Airport. It can be confusing, so please keep in mind that **it's Gimhae International Airport. Flight tickets range from 20,000 KRW to 100,000 KRW depending on peak season and off-season.**

- You can go downtown by taking the Light rail from Gimhae International Airport
- If you get out of Exit 1 of Gimhae International Airport, you can easily find a sign that says it's a Light rail ride.
- It takes about 20 minutes to get to Sasang subway station, where you can transfer to a city subway connected to the heart of Busan. It can take more time depending on your final destination.
- You can purchase tickets by typing the final destination in the automatic ticket machine at the airport subway station. **The basic fee starts at 1,400 KRW and there is an additional fee depending on the destination.**
- If you go from the airport subway station to Haeundae subway station, it will say on the screen to put 2,000 KRW. You can put that amount in and buy a ticket. There is a currency exchange next to it, so you can easily change your money to Korean money.
- **It can be easier if you have a Korean transportation card** or if you are using a credit card with a transportation card function.

2 If you visit Busan by train

To visit Busan by train, you should go to Busan station. **There are three types of trains that you can take.** We will explain how to go from Seoul to Busan station, which is the most common route.

KTX (Korea Train Express): 59,800 KRW for adults, which takes about 2 hours and 40 minutes (It takes much less time, but you may feel it is a little expensive)

Mugunghwa-ho: 28,600 KRW for adults, which takes about 5 hours and 40 minutes (It takes longer, but it's a historic train in Korea. You can't miss the charm of taking a train around Korea.)

ITX Saemaoul: 42,600 KRW for adults, which takes about 4 hours and 40 minutes.

If you see the Letskorail website, an integrated train reservation system in Korea, you can see the timetable of these three trains at once. Usually, **the train from Seoul Station to Busan departs every 10 minutes, so you can choose a train that meets your schedule.**

Busan train station is connected to Busan subway station Line 1, so you can move faster if you go straight to the subway station along the connecting passage.

Letskorail website: <https://www.letskorail.com/>

3 If you visit Busan by express bus

You can go to Busan Inter-City Bus Terminal by bus. There are several Busan Inter-City Bus Terminals. We will introduce you to bus terminals that have the best accessibility to the center of Busan.

You can make reservations for both places on the site below.

T-money Inter-City Bus Reservation Site: <https://txbus.t-money.co.kr/main.do>

1. Busan Seobu Inter-City Bus Terminal

When you come out of this terminal, there is Busan Sasang subway station on Line 2 within a 5-minute walk. It takes 17 minutes by subway from here to Seomyeon subway station, the street of youth in Busan. Let me explain based on Seoul, the most popular departure place.

How to get to Busan from Seoul?

You can take an express bus from Seoul Nambu Bus Terminal. It is connected to the Seoul Subway Line No.3. So it is easy to go there for solo travelers.

If you depart here, then you will arrive at Busan Seobu Inter-City Bus Terminal. The Seoul-Busan route runs twice a day, departs from Seoul at 13:30 and 19:00, takes a total of 4 hours and 40 minutes, and costs 32,700 KRW for adults.

2. Busan Haeundae Inter-City Bus Terminal

When you get off here, you can see the Haeundae subway station nearby. and the bus terminal is a 10-minute walk away from the most popular beach, Haeundae beach. If you have accommodation around here, you can unpack and start your trip right away. Let me explain the route that starts from Seoul as it is the most popular departure place.

How to get to Busan from Seoul?

You can take an express bus from Seoul Nambu Bus Terminal. It is connected to the Seoul Subway Line No.3. It is easy to go there for solo travelers.

If you depart here, then you will arrive at Busan Haeundae Inter-City Bus Terminal. The Seoul-Busan route runs 3 times a day, departs from Seoul at 7:30, 9:50, 17:00, and takes a total of 4 hours and 50 minutes. 36800 KRW for adults.

3. Good tips to know

Depending on the highway traffic situation, it may take an hour more to arrive in Busan than expected. If the schedule is tight, we recommend visiting Busan by plane or train rather than by bus.

If you take a bus, it will stop by 1 rest area for about 15 minutes. Delicious snacks are sold at rest areas in Korea, but you can't eat them on the bus, so please refer to them.

부산 시내에서 이용하기 좋은 교통수단 소개 PUBLIC TRANSPORTATION IN BUSAN

Tip 1. When you travel alone in Busan, you can use three types of transportation : subway, bus, and taxi. If your budget allows, taking a taxi could be an experience to talk about Busan's story with a local driver.

Tip 2. It's good to download the Kakao Map application, a Korean Google map. It has the function of finding the fastest way to get to your destination from where you are.

Tip 3. If you are not going to only use the subway, it is a good choice to buy a transportation card. There is more detailed information below.

1 If you only take the subway

If you only use the subway, you can use the ticket machine in the subway station to buy tickets.

If you are a solo traveler, there are 3 options below.

One pass: Starting with the basic fare of 1,400 KRW. Additional costs will be imposed depending on the final destination.

1 Day pass: it costs 5,000 KRW and you can use it for a day an unlimited number of times (not applied to a Light rail and Donghae Railroad).

7 Days pass: it costs 21,000 KRW and you can use it up to 20 times for 7 days (not applied to a Light Rail and Donghae Railroad).

2 If you take the bus

There are three types of buses in Busan: town bus (when going to the neighborhood), city bus (when going downtown), and express city bus (when going to a destination far away).

The basic fee in cash is about 1,150 KRW, 1,300 KRW, and 1,800 KRW each.

However, it will be inconvenient to pay for the bus fare while carrying cash and coins every time. In fact, most locals pay with a transportation card instead of cash. If you don't just use the subway, it will be a good idea to buy a transportation card.

What's good about using a transportation card?

- Type of transportation card: T-money, Cashbee card.
- Purchase fee: About 3,000 KRW.
- You can easily buy and recharge at any convenience store.
- You can take the subway, bus, and taxi.
- For subways and buses, you can get a discount of 100 KRW, and even if you take different routes in a row, you can still get a discount.
- It can also be used in Seoul and other metropolitan cities.
- Except for taxis, when you use the subway and bus, you must put the transportation card on the card machine when you get on and off so that you don't get any additional charge.

3 If you take the city tour bus

In Busan, there is a city tour bus that goes around Busan's representative tourist attractions. If you want to look around the whole city before diving into a trip or if you want to travel efficiently on a tight schedule, it is a good choice to use a city tour bus.

What is the City tour bus?

- **Red Line: Busan Station <-> Haeundae**

It runs 9 times a day. The first departure from Busan Station is 09:45 and the last departure is at 16:35. Departing from Busan Station, the bus operates a total of 15 stops including UN Memorial Park, Gwangalli, Marine City, Haeundae, and Centum City. The bus may pass by Busan's popular Busan Port Bridge and Gwangan Bridge.

- **Green Line: Busan Station <-> Taejongdae**

It runs 9 times a day. The first departure from Busan Station is 09:30 and the last departure is at 16:20. Departing from Busan Station, the bus operates 14 bus stops in the direction of Taejongdae, including Yongdusan Park, Taejongdae, and Oryukdo Sky Walk.

- **Blue Line: Haeundae <-> Haedong Yonggungsa Temple, Gijang Market**

It runs 9 times every 50 minutes. Haeundae's first departure is 10:20 and the last departure is at 16:45. Departing from Haeundae Beach, the bus Operates 16 stops, including Dalmajgil Road, Cheongsapo, Songjeong Beach, and Haedong Yonggungsa Temple. Currently(NOV.2021), Blue Line is suspended due to COVID-19.

- A Day pass can be purchased from the driver at the time of boarding at each stop. (first-come-first-served)
- Free unlimited use of 3 lines, 24 hours a day at no extra charge.
- Valid for 24 hours from the boarding time (applies only to the circular red line, blue line, and green line sections; the Night View and theme courses are excluded)
- Some of the stops are non-stop, so please check the city tour site in advance.
- Many people use the city tour bus on weekends. If you want a seat with a good view, you'd better go to a bus stop 30 minutes earlier than the departure time.
- **Closed:** Monday, Tuesday
- **Price:** A day pass is 15,000 KRW for adult
- **Site:** <http://www.citytourbusan.com/ko/00main/main.php>

4

If you take the taxi

If you travel with your friends, it could be cheaper to take a taxi because you can share the fee with your friends. But if you are a solo traveler, the cost could be expensive. But there are times when you have to take a taxi. If you want to know the taxi fare in advance, you can find out how much it costs to get to your destination from your current location through Kakao Map. If you feel tired, getting a taxi could be one way.

- **Fare**

Regular taxi : Basic fare 3,800 KRW (first 2km distance) + Additional fee depending on the distance.

Black Deluxe Taxi: Basic fare 6,000 KRW (first 3km distance) + Additional fee depending on the distance.

- **Tips for using a taxi**

Busan local taxi drivers know everything about Busan because they drive all over Busan. In addition, they have to drive for a long time and eat outside every day, so they know the best restaurants where you can enjoy delicious local food. If you take a taxi, talk to them and ask them about Busan's famous local restaurants!

Disclaimer

This guidebook was made by NomadHer and the Busan Tourism Organization in support of female travelers taking a step closer to the bigger world through solo travel. The information in the guidebook may have changed in the meantime due to COVID-19.

Don't hesitate to correct us with better recommendations or the latest knowledge.

Busan where city and local sensibilities meet is a good place to travel alone. It's always full of vitality with the kindness and the people who came out to enjoy the night beach and night market even late at night. It is also a place where you can experience surfing, yachting, and trekking in the mountains and seas.

Are you preparing for a trip to Busan? Don't forget that NomadHer and Busan Tourism Organization will always be with you on your trip!

More about NomadHer

NomadHer is an app for female globetrotters to encourage solo travelling safely. NomadHer has a vision of empowering women through travelling. Currently, women from 176 countries gather to share stories and inspire each other in this community. No matter when and where you travel alone, NomadHers around the world will cheer for your trip. Welcome to NomadHer!


Download NomadHer

Website: <https://nomadher.com>

Instagram: @nomad_her

Download App (IOS/Android):
<https://nomadher.page.link/download>





&



She can travel anywhere

@nomad_her
<https://nomadher.com>
<https://www.visitbusan.net/en/index.do>

Design by Jeannine Phan
Edited by Soyeon Bae, Yeji Kim, Abby Zhang